

Tel: 0121 770 3168



@StAnthonysSch

E-mail: 84office@st-anthonys.solihull.sch.uk

Executive Head Teacher: Mr C. Flaherty

Head of School: Mr K Scanlon




St Anthony's Catholic Primary Sch
Fordbridge Road,
Kingshurst,
Birmingham
B37 6LW

Friday 31st January 2025



This half term, we are growing to be grateful for our own gifts, for the gift of other people, and for the blessings of each day; and generous with our gifts becoming men and women for others.



No-one has ever become poor
by giving.

Anne Frank – Dutch author

Children's Mental Health Week

On **Monday 3rd February** we will be having a non uniform day to support children's mental health week. Children are to come to school in clothing that is suitable for school - no crop tops / heels / sandals / jewellery.



#ChildrensMentalHealthWeek

SAFETY!

After receiving **yet another** report about dangerous driving, putting the lives of our pupils at risk, we have contacted both the local police and the council regarding the parking issues on Schofield Road.

If you use this road at drop-off and pick-up times, please show consideration and care for our community and do not mount the pavement or drive at an unsafe speed.



School Safety Zone



Sacramental Preparation

If your child is a Roman Catholic in **Year 6** and is due to make their **Confirmation** on Wednesday 12th February, please attend a meeting in the school hall on **Monday 27th January at 2:45pm.**



If your child is a Roman Catholic in **Year 3** and is due to make their **First Holy Communion** on Saturday 7th June, they will need to attend a commitment mass on **Saturday 8th March at 4:30pm** in St. Anthony's church with an adult.



Pharmacy First

Pharmacy First can support families over winter with minor illnesses and seven common conditions. If appropriate, they can also provide treatment without a prescription for seven common conditions and could be quicker than seeing a GP.

Community pharmacies are ideally placed to offer a more accessible and convenient choice to access healthcare services. This service takes away the potential delay of having to wait for a GP appointment and may help ensure children and staff get well and back to nursery/school/college as quickly as possible, potentially positively impacting attendance rates.

Can you help our Early Years?

Early Years would appreciate donations of pants, socks, tights and trousers suitable for 2-4 years old please.

Thank you, The Early Years Team.



School Tie



We now have a new clip tie priced at £4.90 each available to purchase from the office. If you would like one, please make a payment on ParentPay and collect from the school office.

Tiny Ants



On Monday we made fans decorated with Chinese New Year pictures to celebrate The Year of the Snake, the children made marks then folded and helped to press the stapler.



We turned our role play area into a Chinese restaurant, the children used ladles and spoons to dish up rice and rice crispies for their friends.




Our funky fingers activity this week was to match the colour tweezers and strings, pick them up then coil them around like snakes, linked to Chinese New Year.

Nursery

This week in nursery we have been learning about Chinese New Year. We now know that the colour red is lucky and that this year is the year of the snake. We have also learnt that people send red envelopes with coins in and people decorate their houses with red lanterns.



In our home corner we have created a Chinese New Year restaurant where we have been looking at and creating menus as well as attempting to use chop sticks.



Nursery have also created their own colourful dragon masks as well as developed their cutting skills by creating spiral snakes. We then ended our week by wearing red and celebrating with a Chinese New Year party.



Reception

This week in reception we have really enjoyed learning all about Chinese new year and the year of the snake. We have had such fun! We have been writing in rice; creating numbers with noodles, counting pom poms with chopsticks, and even using numicons to make Chinese new year dragons.

We also enjoyed a special Chinese new year party. We enjoyed tasting all the delicious Chinese food. Tony said, " I like the prawn crackers, they are so crunchy, like quavers!"

In RE we have been learning all about baptism and becoming part of God's family. We enjoyed role playing a Baptism and blessing the baby doll with Holy water. It was also wonderful to share and see photos of our friend's special Baptismal day.

We have also attended a whole school mass this week. The children showed such reverence during mass and made all the EYFS team very proud. All the children received 5 marbles into their reward jar, for their beautiful behaviour.

Well done reception, for another wonderful week!



Year 1

Last week Year 1 worked in Kagan groups to plan a prayer liturgy reflecting on the wildfires in America. This week, we went up to the prayer garden to have our liturgy. The children chose the story of the Blind Man. The children walked up to the prayer garden in pairs, one pair wore a blind fold. When we got to the prayer garden, we read the story from the Bible and discussed how Jesus helped different people. We spoke about how we could help people in America. Back in class we wrote prayers for the people who have lost their homes, any animals that may have been harmed, the bravery of the fire fighters and brilliant work charities are doing to help those affected.



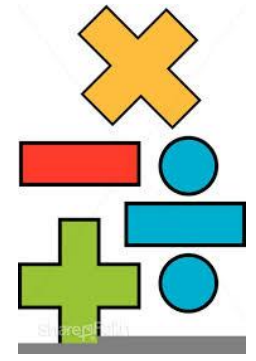
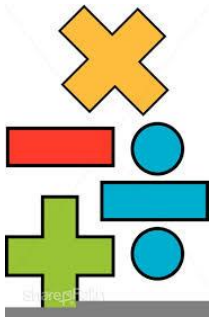
In science we have been learning about weather. The children learnt about different ways weather can be measured. The children made a windsock to measure the wind. The children took their wind socks outside to measure the wind.



Year 2

This week in Year 2, we have started our new topic in Maths: multiplication and division. We have been working hard to make and add equal groups, which has helped us better understand how multiplication and division work.

In Art, we took our learning outdoors! Each group selected an object and then mixed paints to match its colour. We also thought carefully about the texture of the object and experimented with different tools to recreate that texture in our artwork.



Year 3

This week Year 3 have been experimenting with magnets. We made predictions on which materials we thought would be attracted to the magnet!



Year 4

The children in Year 4 have been busy learning about natural phenomena myths in their English lessons. They were given the task to write an explanation text that could be used to introduce the topic of volcanoes to another child. We were absolutely blown away by their effort and enthusiasm and we got to see their creativity in writing too! Here are just a few of the incredible pieces of work. Well done all of you!

My VIOLENT VOICANCE!

Have you ever heard about volcanoes? Are you interested in them? If you are, these pages will tell you about them. In the last, you will have about 10,000 years old!

DID YOU KNOW???

The oldest recorded volcanic eruption was 40,000 years old!

DID YOU KNOW???

The Hawaiian archipelago is a volcanic arc.

Shield Volcanoes

Shield volcanoes are wide and gently sloping. They are made of fluid lava flows. They are the most common type of volcano. They are found in places like Hawaii.

Composite Volcanoes

Composite volcanoes are tall and steep-sided. They are made of layers of lava flows and ash. They are found in places like Mount Fuji.

Conical Volcanoes

Conical volcanoes are tall and conical. They are made of layers of lava flows and ash. They are found in places like Mount Vesuvius.

Volcanoes erupt when magma, a hot liquid rock, rises to the surface. When magma reaches the top of the volcano it becomes lava.

All was silent. Europe was sleeping. It was a quiet night. The volcano was asleep. All of a sudden, it woke up. Lava started to flow. The volcano was awake!

Thursday 30th January 2025
WALT: Write an explanation text.

| I have: | Pupil | Teacher |
|------------------------------------------|-------------------------------------|-------------------------------------|
| Included diagrams and pictures | <input checked="" type="checkbox"/> | <input checked="" type="checkbox"/> |
| Used a title | <input checked="" type="checkbox"/> | <input checked="" type="checkbox"/> |
| Included fact boxes for some information | <input checked="" type="checkbox"/> | <input checked="" type="checkbox"/> |
| Used time conjunction | <input checked="" type="checkbox"/> | <input checked="" type="checkbox"/> |
| Written in the present tense | <input checked="" type="checkbox"/> | <input checked="" type="checkbox"/> |

1 2 3 4 5 6 7 8 9 10

All about volcanoes!

Have you ever wondered how and why volcanoes erupt? Well, you can find out about them in this book. It will tell you about the different types of volcanoes and how they can be good for the earth.

What is a volcano?

A volcano is a mountain with a hole in the top. Magma comes out of the hole. This magma is very hot and it can be dangerous. It can be good for the earth.

What are the different types of volcanoes?

There are three main types of volcanoes: shield volcanoes, composite volcanoes, and cinder cone volcanoes. Shield volcanoes are wide and gently sloping. Composite volcanoes are tall and steep-sided. Cinder cone volcanoes are small and conical.

How can volcanoes be good for you?

Volcanoes can be good for you in many ways. They can create new land. They can also create hot springs and geysers. Volcanoes can also create beautiful scenery.

Thursday 30th January 2025
WALT: Write an explanation text.

| I have: | Pupil | Teacher |
|-------------------------------------|-------------------------------------|-------------------------------------|
| Included fact boxes for information | <input checked="" type="checkbox"/> | <input checked="" type="checkbox"/> |
| Used time conjunctions | <input checked="" type="checkbox"/> | <input checked="" type="checkbox"/> |
| Used capital letters | <input checked="" type="checkbox"/> | <input checked="" type="checkbox"/> |
| Used correct punctuation | <input checked="" type="checkbox"/> | <input checked="" type="checkbox"/> |

1 2 3 4 5 6 7 8 9 10

Explosive Eruptions!

Have you ever seen a volcano erupt? It's a very exciting sight. The volcano is covered in smoke and ash. The ground is shaking. It's a very powerful force of nature.

Shield Volcanoes

Shield volcanoes are wide and gently sloping. They are made of fluid lava flows. They are the most common type of volcano. They are found in places like Hawaii.

Composite Volcanoes

Composite volcanoes are tall and steep-sided. They are made of layers of lava flows and ash. They are found in places like Mount Fuji.

Cinder Cone Volcanoes

Cinder cone volcanoes are small and conical. They are made of layers of lava flows and ash. They are found in places like Mount Parí.

Did you know?

Some volcanoes are very quiet. They don't erupt often. They are called 'sleeping' volcanoes. They can be very dangerous because they can erupt without warning.

Meanwhile, another volcano is said. This volcano is called a supervolcano. It is a very large volcano. It can erupt very powerfully. It can cover a large area of the world in ash.

CINDER CONE VOLCANO

A cinder cone volcano is a small volcano. It is made of layers of lava flows and ash. It is very steep-sided. It is found in places like Mount Parí.

Did you know?

Some volcanoes are very quiet. They don't erupt often. They are called 'sleeping' volcanoes. They can be very dangerous because they can erupt without warning.

Thursday 30th January 2025
WALT: Write an explanation text.

| I have: | Pupil | Teacher |
|------------------------------------------|-------------------------------------|-------------------------------------|
| Included diagrams and pictures | <input checked="" type="checkbox"/> | <input checked="" type="checkbox"/> |
| Used a title | <input checked="" type="checkbox"/> | <input checked="" type="checkbox"/> |
| Included fact boxes for some information | <input checked="" type="checkbox"/> | <input checked="" type="checkbox"/> |
| Used time conjunction | <input checked="" type="checkbox"/> | <input checked="" type="checkbox"/> |
| Written in the present tense | <input checked="" type="checkbox"/> | <input checked="" type="checkbox"/> |

1 2 3 4 5 6 7 8 9 10

Volcanoes & Volcanoes!

Have you ever seen a volcano erupt? It's a very exciting sight. The volcano is covered in smoke and ash. The ground is shaking. It's a very powerful force of nature.

Shield Volcanoes

Shield volcanoes are wide and gently sloping. They are made of fluid lava flows. They are the most common type of volcano. They are found in places like Hawaii.

Composite Volcanoes

Composite volcanoes are tall and steep-sided. They are made of layers of lava flows and ash. They are found in places like Mount Fuji.

Cinder Cone Volcanoes

Cinder cone volcanoes are small and conical. They are made of layers of lava flows and ash. They are found in places like Mount Parí.

Did you know?

Some volcanoes are very quiet. They don't erupt often. They are called 'sleeping' volcanoes. They can be very dangerous because they can erupt without warning.

Thursday 30th January 2025
WALT: Write an explanation text.

| I have: | Pupil | Teacher |
|------------------------------------------|-------------------------------------|-------------------------------------|
| Included diagrams and pictures | <input checked="" type="checkbox"/> | <input checked="" type="checkbox"/> |
| Used a title | <input checked="" type="checkbox"/> | <input checked="" type="checkbox"/> |
| Included fact boxes for some information | <input checked="" type="checkbox"/> | <input checked="" type="checkbox"/> |
| Used time conjunction | <input checked="" type="checkbox"/> | <input checked="" type="checkbox"/> |
| Written in the present tense | <input checked="" type="checkbox"/> | <input checked="" type="checkbox"/> |

1 2 3 4 5 6 7 8 9 10

Volcanoes!

Have you ever seen a volcano erupt? It's a very exciting sight. The volcano is covered in smoke and ash. The ground is shaking. It's a very powerful force of nature.

Shield Volcanoes

Shield volcanoes are wide and gently sloping. They are made of fluid lava flows. They are the most common type of volcano. They are found in places like Hawaii.

Composite Volcanoes

Composite volcanoes are tall and steep-sided. They are made of layers of lava flows and ash. They are found in places like Mount Fuji.

Cinder Cone Volcanoes

Cinder cone volcanoes are small and conical. They are made of layers of lava flows and ash. They are found in places like Mount Parí.

Did you know?

Some volcanoes are very quiet. They don't erupt often. They are called 'sleeping' volcanoes. They can be very dangerous because they can erupt without warning.

Thursday 30th January 2025
WALT: Write an explanation text.

| I have: | Pupil | Teacher |
|------------------------------------------|-------------------------------------|-------------------------------------|
| Included diagrams and pictures | <input checked="" type="checkbox"/> | <input checked="" type="checkbox"/> |
| Used a title | <input checked="" type="checkbox"/> | <input checked="" type="checkbox"/> |
| Included fact boxes for some information | <input checked="" type="checkbox"/> | <input checked="" type="checkbox"/> |
| Used time conjunction | <input checked="" type="checkbox"/> | <input checked="" type="checkbox"/> |
| Written in the present tense | <input checked="" type="checkbox"/> | <input checked="" type="checkbox"/> |

1 2 3 4 5 6 7 8 9 10

Volcanoes!

Have you ever seen a volcano erupt? It's a very exciting sight. The volcano is covered in smoke and ash. The ground is shaking. It's a very powerful force of nature.

Shield Volcanoes

Shield volcanoes are wide and gently sloping. They are made of fluid lava flows. They are the most common type of volcano. They are found in places like Hawaii.

Composite Volcanoes

Composite volcanoes are tall and steep-sided. They are made of layers of lava flows and ash. They are found in places like Mount Fuji.

Cinder Cone Volcanoes

Cinder cone volcanoes are small and conical. They are made of layers of lava flows and ash. They are found in places like Mount Parí.

Did you know?

Some volcanoes are very quiet. They don't erupt often. They are called 'sleeping' volcanoes. They can be very dangerous because they can erupt without warning.

Thursday 30th January 2025
WALT: Write an explanation text.

| I have: | Pupil | Teacher |
|------------------------------------------|-------------------------------------|-------------------------------------|
| Included diagrams and pictures | <input checked="" type="checkbox"/> | <input checked="" type="checkbox"/> |
| Used a title | <input checked="" type="checkbox"/> | <input checked="" type="checkbox"/> |
| Included fact boxes for some information | <input checked="" type="checkbox"/> | <input checked="" type="checkbox"/> |
| Used time conjunction | <input checked="" type="checkbox"/> | <input checked="" type="checkbox"/> |
| Written in the present tense | <input checked="" type="checkbox"/> | <input checked="" type="checkbox"/> |

1 2 3 4 5 6 7 8 9 10

Volcanoes!

Have you ever seen a volcano erupt? It's a very exciting sight. The volcano is covered in smoke and ash. The ground is shaking. It's a very powerful force of nature.

Shield Volcanoes

Shield volcanoes are wide and gently sloping. They are made of fluid lava flows. They are the most common type of volcano. They are found in places like Hawaii.

Composite Volcanoes

Composite volcanoes are tall and steep-sided. They are made of layers of lava flows and ash. They are found in places like Mount Fuji.

Cinder Cone Volcanoes

Cinder cone volcanoes are small and conical. They are made of layers of lava flows and ash. They are found in places like Mount Parí.

Did you know?

Some volcanoes are very quiet. They don't erupt often. They are called 'sleeping' volcanoes. They can be very dangerous because they can erupt without warning.

Thursday 30th January 2025
WALT: Write an explanation text.

| I have: | Pupil | Teacher |
|------------------------------------------|-------------------------------------|-------------------------------------|
| Included diagrams and pictures | <input checked="" type="checkbox"/> | <input checked="" type="checkbox"/> |
| Used a title | <input checked="" type="checkbox"/> | <input checked="" type="checkbox"/> |
| Included fact boxes for some information | <input checked="" type="checkbox"/> | <input checked="" type="checkbox"/> |
| Used time conjunction | <input checked="" type="checkbox"/> | <input checked="" type="checkbox"/> |
| Written in the present tense | <input checked="" type="checkbox"/> | <input checked="" type="checkbox"/> |

1 2 3 4 5 6 7 8 9 10

Volcanoes!

Have you ever seen a volcano erupt? It's a very exciting sight. The volcano is covered in smoke and ash. The ground is shaking. It's a very powerful force of nature.

Shield Volcanoes

Shield volcanoes are wide and gently sloping. They are made of fluid lava flows. They are the most common type of volcano. They are found in places like Hawaii.

Composite Volcanoes

Composite volcanoes are tall and steep-sided. They are made of layers of lava flows and ash. They are found in places like Mount Fuji.

Cinder Cone Volcanoes

Cinder cone volcanoes are small and conical. They are made of layers of lava flows and ash. They are found in places like Mount Parí.

Did you know?

Some volcanoes are very quiet. They don't erupt often. They are called 'sleeping' volcanoes. They can be very dangerous because they can erupt without warning.

Thursday 30th January 2025
WALT: Write an explanation text.

| I have: | Pupil | Teacher |
|------------------------------------------|-------------------------------------|-------------------------------------|
| Included diagrams and pictures | <input checked="" type="checkbox"/> | <input checked="" type="checkbox"/> |
| Used a title | <input checked="" type="checkbox"/> | <input checked="" type="checkbox"/> |
| Included fact boxes for some information | <input checked="" type="checkbox"/> | <input checked="" type="checkbox"/> |
| Used time conjunction | <input checked="" type="checkbox"/> | <input checked="" type="checkbox"/> |
| Written in the present tense | <input checked="" type="checkbox"/> | <input checked="" type="checkbox"/> |

1 2 3 4 5 6 7 8 9 10

Volcanoes!

Have you ever seen a volcano erupt? It's a very exciting sight. The volcano is covered in smoke and ash. The ground is shaking. It's a very powerful force of nature.

Shield Volcanoes

Shield volcanoes are wide and gently sloping. They are made of fluid lava flows. They are the most common type of volcano. They are found in places like Hawaii.

Composite Volcanoes

Composite volcanoes are tall and steep-sided. They are made of layers of lava flows and ash. They are found in places like Mount Fuji.

Cinder Cone Volcanoes

Cinder cone volcanoes are small and conical. They are made of layers of lava flows and ash. They are found in places like Mount Parí.

Did you know?

Some volcanoes are very quiet. They don't erupt often. They are called 'sleeping' volcanoes. They can be very dangerous because they can erupt without warning.

Thursday 30th January 2025
WALT: Write an explanation text.

| I have: | Pupil | Teacher |
|------------------------------------------|-------------------------------------|-------------------------------------|
| Included diagrams and pictures | <input checked="" type="checkbox"/> | <input checked="" type="checkbox"/> |
| Used a title | <input checked="" type="checkbox"/> | <input checked="" type="checkbox"/> |
| Included fact boxes for some information | <input checked="" type="checkbox"/> | <input checked="" type="checkbox"/> |
| Used time conjunction | <input checked="" type="checkbox"/> | <input checked="" type="checkbox"/> |
| Written in the present tense | <input checked="" type="checkbox"/> | <input checked="" type="checkbox"/> |

1 2 3 4 5 6 7 8 9 10

Year 5

This week in Science, Year 5 participated in an exciting experiment to investigate which solutions were most flammable and contributed to a fire. They demonstrated great responsibility and impressed Mrs. Martin with their maturity, showcasing their excellent scientific skills.



After writing their own versions of *The Magic Box* by Kit Wright, the Year 5 children were challenged to bring their poems to life by designing their very own Magic Boxes. Their creativity and imagination were truly impressive, and Mrs. Martin has decided to create a display to showcase all their wonderful work!



Year 6

This week Year 6 used Chiaroscuro to create volume and depth. They chose a Mayan spirit animal who they thought represented them well and wrote their name using this technique. The results were amazing!!



Attendance



If your child is going to be absent from school **please let the office know**. You can do this by emailing, calling or leaving a voicemail. If we do not hear from you, your child's absence will be marked as unauthorised. Our contact details are:

School email address: office@st-anthonys.solihull.sch.uk

Telephone number: 0121 770 3168

TTRS battle



The January battle has commenced!

It's boys v girls - and with each child from Y2 – Y6 accessing TTRS, the scores should be incredible!

Keep playing between the hours of 7am and 9pm to earn points for your team.



Support for parents and pupils

At The National College, our WakeUpWednesday guides empower and equip parents, carers and educators with the confidence and practical skills to be able to have informed and age-appropriate conversations with children about online safety, mental health and wellbeing, and climate change. Formerly delivered by National Online Safety, these guides now address wider topics and themes. For further guides, hints and tips, please visit nationalcollege.com.

10 Top Tips for Parents and Educators SUPPORTING CHILDREN TO DEVELOP EMOTIONAL LITERACY

Emotional literacy refers to the ability to recognise, understand and express our feelings effectively. It plays a crucial role in strengthening a child's wellbeing by enhancing their relationships and resilience. However, emotional literacy is not necessarily an innate talent, and its development may present challenges. This guide gives parents and educators practical tips on supporting children to cultivate this essential skill.

1 NAME THE EMOTION

Encourage children to identify and name their emotions. This helps them understand what they're feeling and why. Use simple language and relatable examples to make it easier for them to share their emotions. This builds a foundation for emotional understanding and open communication.

2 MODEL EMOTIONAL EXPRESSION

Demonstrate healthy emotional expression by sharing your feelings visibly, when children see adults properly displaying how they're doing and what they're thinking, they learn to do the same. Discuss how you handle emotions in different circumstances, providing a real-life framework for young ones to follow.

3 MINDFULNESS ACTIVITIES

Teach children mindfulness practices to help them stay present and manage their emotions during more challenging moments. Activities like deep breathing, meditation or yoga can reduce stress and enhance emotional regulation. Regular practice can improve focus and emotional stability, which can significantly help children both as they're growing up and throughout their adult life.

4 USE STORYTELLING

Incorporate storytelling to help children understand emotions. Stories can offer relevant scenarios illustrating how the characters experience and manage their feelings. Discuss the emotions depicted in stories and ask children how they might feel in similar situations.

5 PRACTISE EMPATHY

Teach children to consider others' views and emotions – and to explore why they might think or feel this way. Role-playing and discussing various scenarios can enhance their ability to empathise. Understanding others' emotions helps children to develop compassion and improves their social interactions.

6 ENCOURAGE JOURNALING

Suggest keeping a journal to make note of thoughts and emotions, as writing can provide an outlet for self-reflection and emotional processing. Encourage children to write about their daily experiences and feelings, helping them gain insight into their emotional world. Do this alongside them, so they can see and experience how to do it effectively.

7 TEACH PROBLEM-SOLVING

Do what you can to help children develop problem-solving skills to assist in managing emotional challenges. Discuss potential solutions to emotional conflicts and encourage them to think critically about what they (and others) can do to process their feelings in a healthy way. This empowers children to handle emotions positively and build resilience.

8 CREATE A SAFE SPACE

Establish an environment where children feel safe to display their emotions without judgement. Encourage open exchanges and reassure them that all feelings are valid. This supportive atmosphere promotes trust and encourages children to express themselves with confidence.

9 USE VISUAL AIDS

Take advantage of visual aids like emotion charts or mood meters to help children identify and express their feelings. Use these tools regularly in your interactions. They provide a visual representation of emotions, making it easier for children to communicate their emotional state.

10 CELEBRATE EMOTIONAL GROWTH

Acknowledge and celebrate progress in emotional literacy, and praise children for expressing their emotions and handling them effectively. Positive reinforcement is a useful tool that will encourage continued growth and reinforces the importance of emotional literacy – encouraging young people to maintain the good habits and healthy behaviours that you've taught them.

Meet Our Expert

Adam Gillett is Associate Vice-Principal for Personal Development at Parkstone Grammar School and works on secondment one day a week for Minds Ahead, an organisation that supports schools in improving their mental health provision.



WakeUp
Wednesday

The
National
College

Next week's menu ...

FOOD FESTIVAL
By Aspens

LUNCHTIME

TRADITIONAL

Week 2

Autumn Winter
2024-25:
9/9, 30/9, 21/10,
11/1, 2/12,
23/12, 13/1, 3/2



THE MAIN EVENT



MEAT-FREE MAGIC
Veggie Dish




RAINBOW ALLEY
Vegetables and salads



BIG TOPPING
Filled Jackets



DESSERT TROLLEY



DAILY SALAD BOWL,
FRESHLY BAKED BREAD,
YOGHURTS AND
CUT FRUIT
AVAILABLE DAILY



DAILY SANDWICHES
AVAILABLE



PASTA TWIRLER
AVAILABLE EVERY DAY
Topped Pasta
Hot Pasta topped with
Homemade
Tomato Sauce &
Cheese

MONDAY

Cheesy Tomato
Pizza Muffins

BBQ and
Sweetcorn
Pizza Slice

Wholegrain
Pasta Salad and
Green salad

Beans,
Cheese or
Tuna Mayo

Toffee Apple
Sponge and
Custard

TUESDAY

Chicken Curry
and Rice

Winter
Vegetable
Crumble and
Herby Potatoes

Carrots

Beans,
Cheese or
Tuna Mayo

Chocolate
Sprinkle Iced
Cake

WEDNESDAY

Roast Pork,
Roast Potatoes
and Gravy

Cauliflower Cheese,
Crispy Onion Topping
& Roast Potatoes
(You don't have to have
the onions!)

Mixed
Greens

Beans,
Cheese or
Tuna Mayo

Orange
Cookie

THURSDAY

Classic
Cottage
Pie

Roasted Sweet
Potato Pastry Roll
and Mash

Peas

Beans,
Cheese or
Tuna Mayo

Oaty Apple
Crunch

FRIDAY

Battered Fish
and Chips

Cheese and
Tomato Toasted
Wrap with Chips

Baked
Beans


Beans,
Cheese or
Tuna Mayo

Anzac
Biscuits

Jubilee Year 2025

On Friday 7th February, St Anthony's will be celebrating NSPCC Maths Day.

Throughout the day, children will complete a range of activities which will allow them to put their Maths learning into real-life context.



Blue Runner

It is essential that all parents/carers have registered for a Blue Runner, even if your child does not order a school meal. You can register using the following link is

<https://olaas.myschoolmealorders.com/login>. If you need any support in signing up, please let the school office know.

Thanks to the majority of parents who have signed up and who are pre ordering meals. We have had some brilliant Blue Runner feedback!

P.E Days

Please read carefully as the PE days can change from week to week.

Week beginning Monday 3rd February

Reception – Thursday and **Friday**

Year 1 - Tuesday and **Friday**

Year 2 - Wednesday and **Friday**

Year 3 - **Wednesday** and **Friday**

Year 4- **Tuesday** and **Friday**

Year 5 -Tuesday (swimming) and **Friday**

Year 6 - Thursday and **Friday**



Please remember that pupils need to come into school in their PE kits on these days:

- plain white t shirts (or those with the school badge on)
- **PLAIN BLACK** shorts/tracksuit bottoms/leggings.
- Hair must be tied back
- No jewellery should be worn.
- Please remove your child's earrings before school. If your child's ears have been recently pierced, please cover the earrings with plasters to enable your child to participate in PE.

**Don't
Forget!**

Please continue to pre-order your child's meals for the following week via ParentPay. If you do not pre-order, your child will be given the option of a jacket potato, pasta or a sandwich but this is time-consuming for staff so please make every effort to pre-order, even if one of these is their preferred option.



Diary Dates



2025

| | | |
|----------------------------|----------------------------------|-------------------------------------|
| Mon 27 th Jan | Parents of Y6 Confirmandi | Parent meeting at 2:45pm in school |
| Thurs 30 th Jan | Tiny Ants and Nursery parents | Speech and language workshop at 9am |
| Weds 12 th Feb | Year 6 | Confirmation at 6pm in church |
| Fri 14 th Feb | Whole school | Last day of half term for pupils |

HALF TERM HOLIDAY:

Monday 17th February - Friday 21st February 2025

| | | |
|---------------------------------------------------------|---------------------------------------|----------------------------------------------|
| Mon 24 th Feb | Whole school | INSET DAY FOR STAFF – no pupils in school |
| Tues 25 th Feb | Whole school | Return to school |
| Weds 26 th and Thurs 27 th Feb | Whole school | Parents Evening |
| Fri 28 th Feb | Whole school | Whole school Mass at 9:30am – Year 2 leading |
| Sat 8 th Mar | Year 3 First Holy Communion pupils | Commitment Mass in church 4:30pm |
| Tues 11 th Mar | Year 6 | Trip to Harvington Hall |
| Thurs 3 rd Apr | Year 4 | Trip to Parliament |
| Fri 11 th Apr | Whole school | Whole school Mass at 9:30am – Year 5 leading |
| Fri 11 th Apr | Whole school | Last day of half term for pupils |

EASTER HOLIDAYS:

Monday 14th April - Friday 25th April 2025

| | | |
|--------------------------|--------------|------------------------------------------------|
| Mon 28 th Apr | Whole school | Pupils return to school – start of Summer Term |
| Mon 5 th May | Whole school | May Bank Holiday – SCHOOL CLOSED |
| Fri 23 rd May | Whole school | Last day of half term for pupils |

HALF TERM HOLIDAY:

Monday 26th May – Friday 30th May



Diary Dates



| | | |
|--------------------------|--------------|-------------------------------------------|
| Mon 2 nd Jun | Whole school | INSET DAY FOR STAFF – no pupils in school |
| Tues 3 rd Jun | Whole school | Return to school |
| Fri 18 th Jul | Whole school | Last day of the school year for pupils |
| Mon 21 st Jul | Whole school | INSET DAY FOR STAFF – no pupils in school |

Please note the INSET day for staff on 2nd June. Children will return to school for the Summer 2 half term on Tuesday 3rd June.

| DATES OF SACRAMENTS 2025 | | |
|-------------------------------|--------|---------------------------------------------------|
| Weds 12 th Feb 6pm | Year 6 | Sacrament of Confirmation with Bishop David Evans |
| Sat 7 th Jun 11am | Year 3 | Sacrament of the Eucharist (First Holy Communion) |

| Term dates 2025 - 2026 | | | |
|-------------------------------------------------------------------------------------------------------------------------------------------|--------------------------------|---------------------------------------------|--------------------------------|
| | Term starts | Half term | Term ends |
| Autumn | 1 st September 2025 | 27 th Oct – 31 st Oct | 19 th December 2025 |
| Spring | 5 th January 2026 | 16 th Feb – 20 th Feb | 27 th March 2026 |
| Summer | 13 th April 2026 | 25 th May - 29 th May | 20 th July 2026 |
| Inset days: 1 st September, 24 th October, 23 rd February, 20 th July plus two more dates TBC | | | |

Head Teacher's Awards



Congratulations!

Reception – Christian – For being a caring friend to all members of our class! 😊

Year 1 – Lukas – For always shining like Jesus and being a joy to teach.

Year 2 – Amelia – For outstanding effort and improvement in all subjects. You are a joy to teach.

Year 3 – Jaxson – For your inspiring kindness, hard work and positive attitude! You are a joy to teach 😊

Year 4 – Harry – For his improved attitude towards learning and his effort across the curriculum.

Year 5 – Maya – For growing in confidence and not being afraid to have a go!

Year 6 – Esther – For taking responsibility for her own learning and challenging herself.

Mr K Scanlon, Head of School

