



Our Lady and All Saints
Catholic Multi Academy Company

Strong in Faith St Anthony's Catholic Primary School
Fordbridge Road,
Kingshurst,
Birmingham
B37 6LW

Tel: 0121-770 3168

Fax: 0121-778 0911

 @StAnthonysSch

E Mail: 84office@st-anthonys.solihull.sch.uk

Head Teacher: Mr C. Flaherty

Friday 15th September 2023

Our Focus This Half Term Is to be Grateful & Generous

Today we say not goodbye but see you soon to Mrs Tween as she leaves to have her baby. We want to thank Mrs Tween for all of her hard work, commitment and dedication. Today we had the pleasure of welcoming Mrs Tween's family into school so they could join our school family in wishing Mrs Tween all the best. It is clear how much Mrs Tween is loved in school and she will be sorely missed but there will soon be a lucky little baby who will be clearly loved and treasured.



Congratulations!



Celebrating the Harvest – Grateful and Generous

During the season of Creation, Catholics celebrate the harvest and pray for those in our world who do not have all that they need to survive. This term at St. Anthony's we are encouraging our children to grow in the virtues of being '**Grateful and Generous**' therefore if you are able to donate any of the items below we would be incredibly grateful. All donations will be taken to St. Chad's Sanctuary, a voluntary project based next to our city's cathedral. We completely understand that the cost of living is now at a high so please do not feel under any pressure: if you are not in a position to donate, perhaps you could spend some time as a family praying for those in need instead.

Donations should be brought into school between Monday 25th September and Friday 29th September.

We are focusing on donations of men's clothing at this time. All sizes of casual clothing is welcomed, such as jeans, joggers, underwear, hoodies, jumpers, t-shirts, and pyjamas.

We are also in need of the following:


- ALL FOOD ITEMS - tinned, dried, non-meat containing
- ALL HYGIENE ITEMS - especially shaving foam/gel; deodorant
- Backpacks
- Suitcases
- Girls clothes , especially teenage sizes -
- Boys clothes, especially teenage sizes
- Men's clothing in all sizes - t-shirts, joggers, jeans, jumpers, hoodies and trainers

Thank you for your support!



St Chad's Sanctuary
Urgently Required

Year 5 have been working collaboratively this week in their maths lessons! We have been learning to place and write numbers up to a million.



During our P.E lessons this week, we have been building on our multi-skills and team work. We have used different apparatus to show our balancing techniques. It has been great to see the children being so active and joining in our P.E lessons



Mr Bean's bear has visited our class this week; he chooses which table he would like to spend his day on. He loves to sit at the table and is focused and hardworking!




This week Year 3 have been busy! We had a lot of fun making cakes for our English lesson to help us write some instructions for Mr Wolf. And we also had an amazing PE lesson where we got to show off our excellent balancing skills!



This week in Year 6 we have had a really interesting Science lesson learning all about blood and what blood is made up of. We made our own "blood" using sweets and marshmallows and discussed the function of each of the components of blood.

A big well done to Christian and James in Year 6 this week for passing their 10 metre front crawl and backstroke and moving up a group in swimming.



Wednesday 13th September 2023
WALT: establish that blood consists of four main components.

The reason water is in the Jug is because blood is a liquid.

The marshmallows are represented as white blood cells. White blood cells kill diseases and infections.

The red gummies are for the red blood cells, these are for your oxygen, to carry the oxygen around the body.

These are represented as the platelets, the platelets form a scab when you cut yourself.

Wednesday 13th September 2023
WALT: Establish that blood consists of four main components.

The water represents the plasma. It's function is to carry the cells around the body.

The red sweets represent the red blood cells. Their function is to deliver oxygen through the body.

The marshmallows represent the white blood cells. Their function is to kill infections.

The sprinkles represent the platelets. Their function is to form blood clots.

Wednesday 13th September 2023
WALT: establish that blood consists of four main components.

The water represents the plasma and the plasma's function is to carry the blood cells around the body.

The marshmallows represented the white blood cells and the white blood cells function is to fight diseases.

The red sweets represents the red blood cells and it's function is to carry oxygen around the body.

The sprinkles represents the platelets and it's function is to form blood clots.

Wednesday 13th September 2023
WALT: establish that blood consists of four main components.

The water represents plasma. Plasma is to carry the cells and the cells go around the whole body.

The sprinkles represents Platelets. Platelets form a scab when you cut yourself.

The sweets represents red blood cells. Red blood cells carry oxygen around the body.

The marshmallows represents white blood cells. White blood cells fight away the infections.

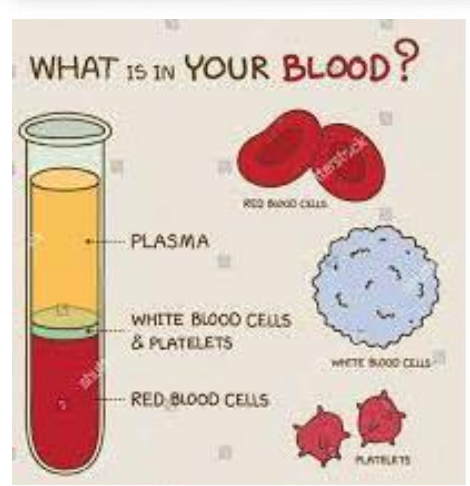
Wednesday 13th September 2023
WALT: establish that blood consists of four main components.

The marshmallows represent white blood cells. Their function is to fight diseases.

The water represents plasma. The plasma carries cells around the body.

The red sweets represents red blood cells, they carry the oxygen around the body.

The sprinkles represent platelets. They help in blood clotting.



Wednesday 13th September 2023
WALT: establish that blood consists of four main components.

The water represents plasma. Plasma moves the cells around the body.

The marshmallows represents white blood cells. White blood cells fight infections/diseases in your body.

The sweets represent red blood cells. Red blood cells help oxygen move around the body.

The sprinkles represent platelets. Platelets form a blood clot on a cut to let it not bleed.



This week in **Tiny Ants** we have been making faces using natural objects we collected from around school, we found sticks, leaves, berries and pine cones.



We used mirrors to look at our reflections and talked about eye, hair and skin tones.

We put on our wellies and coats and enjoyed splashing in the puddles.



We have loved sharing stories with our friends.



The children measured each other to create a height chart which we will revisit throughout the year.



What a wonderful week! In English, **Year 4** create some powerful, persuasive posters about the Cadbury Factory. They were filled with fun facts, super sentences and there was some brilliant presentation. In Global learning everyone worked really hard in their Kagan groups to find and identify the coordinates of different capital cities around the world. We finished the week with some expressive mark making and sketching in art!



Thursday 14 September 2023

CADBURYS FACTORY!

ADVENTURE

fact about Cadbury's: 350 million bars are sold each year and we eat half a glass of milk in our chocolate bars. But one because you will help to make you here and you will be able to take all the risks, see, its why Cadbury's chocolate is so good. Its not all or all the year you!

If you like chocolate if you want to learn about Cadbury's factory then if you want to go to an adventure then visit Cadbury's factory. Cadbury's chocolate is made with our best ingredients and is absolutely delicious. Our creamy smooth chocolate will make your body full of sugar. The Cadbury factory is in Bournemouth made as a factory that sell delicious chocolate that has been sold in 40 countries. The Cadbury family name came from Cadbury built village for the workers.

Charlie and the chocolate factory was inspired by the Cadbury factory. The Cadbury factory has special rides where you can explore the history of chocolate. Did you know that the plate was invented by milk? The Cadbury factory has been open for 100 years and people still love the scrumptious, delicious chocolate. The Cadbury factory is located in Bury St Edmunds.

Use Bournville Cocoa everyday... in drinks... in sweets... in everything! Cocoa powder has the best taste and gives the nourishment they really need! There's more to milk in a big bit of chocolate!

FUN FACTS!

Did you know our cocoa beans sell 4 million worth each day? Our main ingredients are cocoa beans, sugar and milk! George Cadbury built 193 cottages for the workers. The chocolate was refined and Cadbury's couldn't keep up in the house. The factory is a good place to work. This is the best place to be in the world. Love this!

COME AND ENJOY THE TOWN!

THE CADBURRY FACTORY!

Free chocolate!



Thursday 14 September 2023

Cadbury

Fun Facts!

If you want a lot of chocolate, if you want to go on a ride, if you want to be able to take about chocolate, then come to Cadbury's factory. The massive, sweet, Cadbury's chocolate is made with cocoa beans and milk-watering, and made with cocoa beans.

History

The Cadbury family were extremely compassionate and kind. When they moved to Bournville they made sure the workers were well looked after. They built villages for their workers to live in. In 1824 John Cadbury a grocer, began making a grocery shop in busy, massive Bournville. The Cadbury factory was built next to a canal so the cocoa beans could be easily transported from Bournville to America.

Ingredients

A glass and a half of milk in every glass!

Fun Facts!

- A glass and a half of milk in every chocolate bar!
- Milk was invented by Mother!
- Charlie and the chocolate factory was inspired by the Cadbury factory!
- 4 million buttons are sold each day.
- Cadbury's!



This week, in **Year one** the children have been showing off their skills of counting, recognising and writing numbers up to 20. In PE, we have started multi skills and also a ball skills unit. This week the children worked with their partners, one rolled the ball whilst the other stopped it with the sole of their foot. We had great fun and look forward to next weeks lesson



This week **Nursery** have all come together. We have started each day by saying Good morning to one another and saying our prayers. We have introduced our Shine like Jesus Board in class and we get very excited if our face moves up on the board. We love to sing in Nursery, especially our tidy up song and our Nursery Rhymes. All the Nursery children should be very proud of themselves this week and we can't wait for more fun next week 😊 Miss Costello, Miss Yates, Mrs Houston and Miss Doherty.



This week **Year 2** have been working really hard in Maths and Science. We went around the school grounds searching for different habitats and micro habitats. Then, in maths we were ordering numbers. We started off in our table groups and then did it as a whole class. Well done Year 2 you have worked extremely hard.




Another lovely week in **Reception**. This week, the children have rescued our rubber counters and cubes from the spider's web using the tweezers and their pincer grasp. We had lots of fun building the muscles in our fingers during Dough Disco.

We were amazing at going into the Big Hall for our lunch and choosing some yummy food!

On Thursday, we have had our first P.E lesson learning 3 new skills which were good listening, good co-ordination and following instructions when playing the Bean Game.

We all look forward to another fabulous week in Reception next week.



UNIFORM

Girls' Uniform - Summer

- Grey/Black skirt with either white blouse with tie/white or blue school polo shirt; OR
- Royal blue gingham dress
- Black school shoes (no heels, no sandals)
- Royal blue school cardigan.

Boys' Uniform - Summer

- Grey/black trousers/school shorts with either white short sleeved shirt with tie/ white or blue school polo shirt
- Black school shoes - **trainers including black trainers are not permitted however children can change into trainers at lunch time.**

Girls' Uniform - Winter

- Grey/Black skirt with white blouse & tie
- Royal blue school cardigan or sweatshirt
- white socks /white, cream or black tights
- Black school shoes
- Girls can choose if they wish to wear black/grey school trousers (not fashion trousers). Leggings are not permitted.

Boys' Uniform - Winter

- Grey/black trousers, white shirt (with tie)
- School royal blue V-necked sweatshirt
- Black school shoes - **trainers including black trainers are not permitted however children can change into trainers at lunch time.**

School caps are recommended during the hot weather

Other Uniform Information

- Dangling earrings, rings or necklaces are not allowed to be worn as they present a health and safety risk.
- Stud earrings and a wrist watch are the only jewellery items which may be worn, except when taking part in P.E. lessons.
- Long hair must be tied up on all occasions with discrete bobbles and ribbons.
- Nail varnish, transferable tattoos and makeup are not permitted.
- Excessive haircuts are not permitted i.e. tram lines, designs shaved in to his/her hair / coloured hair etc.

P.E. Kits

As part of the guidelines for reopening we will be asking children to wear their PE kit to school on their PE days. This will enable more regular washing. Children can wear their school jumper with their PE kit.

- White tee-shirt with school logo
- Black shorts
- Suitable footwear, trainers for outdoors
- Tracksuit for outdoor use in inclement weather
- Swimming kit as and when necessary

Children not taking part due to injury must still put on their P.E. kit to observe the lesson .

All jewellery must be removed before P.E. lessons. If your child has pierced ears, please remove earrings prior to the start of the school day.

As part of their weekly Maths homework, pupils will be completing activities using Times Tables Rock Stars (TTRS) - a fantastic program that supports children in recalling multiplication facts. We want children to be enthusiastic about their learning and will be running regular battles and competitions to encourage pupils to use this fantastic resource. To get us started, on **Monday 2nd October** we will have a launch day in school and we would like all staff and children to **come to school dressed as ROCK STARS!!!!** Please do not feel that you need to go out any buy a costume for this: it's amazing what a funky hairstyle alongside clothes that children already own can do! We can't wait!



John Henry Newman Catholic College 2023 Open Evening

THURSDAY 21 SEPTEMBER

Talks from Principal Mrs. Kate Clarke will take place at 5pm,
6pm and 7pm (please book seats on arrival)

office@jhnc.org | 0121 770 5331

Heart Speaks to Heart

John Henry Newman Catholic College will be holding an open evening for our Y6 parents and pupils on Thursday 21st September. You can apply for a Y7 place for your child online via Solihull admissions if you live in Solihull - if you live outside of Solihull you must apply through the borough that you live in. Closing date for applications is 31st October 2023. If you require any support with your application, please contact the school office.

We just wanted to remind you of a few things for the start of the new term.....



Jewellery

Stud earrings and a wrist watch are the only jewellery items that are permitted to be worn. Smart watches are not permitted.

Earrings **MUST** be removed for PE, they cannot be covered by plasters. If your child cannot remove their own earrings, they will need to be removed before they come to school.

School Day

Doors open at 8.45am and close at 9am prompt.

Children who arrive after this time will need to be signed in via the school office.

Collection is at 3.15pm

Is My Child Too Ill for School?

It can be tricky deciding whether or not to keep your child off school when they're unwell. Please click the following link for guidance [Is my child too ill for school? - NHS \(www.nhs.uk\)](https://www.nhs.uk/health-conditions/child-illness/when-to-keep-your-child-off-school/)

If your child has sickness or diarrhea, they must stay off school for 48 hours from the most recent episode.

Absence due to Sickness

Absence must be reported on the first day that your child is absent. You can do this by calling the school office and selecting option 1, you can speak to a member of the office staff or send an email to office@st-Anthonys.solihull.sch.uk.

Change of Details

If any of your contact details change for you or your emergency contacts, please let the school office know so that we can update our system.

Dogs

Dogs are not allowed onto school premises even if they are being held. Thank you for your continued support with this..

Medication

If your child needs to have medication in school, you will need to complete a Consent to Administer Medicine form. If your child needs an inhaler, they will need one for school and one for home, forms will also need to be completed.



**Back to school? Back to routine?
Don't forget to book your swimming lessons!**

Here at North Solihull Sports Centre we offer swimming lessons 6 days a week, for babies from 4 months old through to adults.

Our award-winning swim lessons follow the Swim England Learn to Swim Framework, with free colour coded swim hats to match the Stage your child is at & free badges and certificates for each Stage achieved.

Lessons are offered 50 weeks of the year, with the monthly fee being £26.90 for a 30-minute lesson each week. All members registered for swimming lessons are entitled to free public swimming too!

Drop by, call or email us to discuss your child's swim lesson requirements; we look forward to seeing you soon!

free parking # on site café # viewing area

North Solihull Sports Centre, Conway Road, Chelmsley Wood, Solihull B37 5LA

T: 0121 770 3822

E: northsolihullswim@everyoneactive.com



We will be holding a coffee afternoon on the 29th of September 23. We are kindly asking parents for a donation of cakes and treats towards this event.

Parents and friends meet in the school hall from 1:30pm till 3:15pm and have coffee/tea and cake. Any remaining sweet treats will be offered to parents that have been unable to attend at 3:15 when you collect your children.

Cakes can be home made or bought from a supermarket or you can get someone to do the baking and tell everyone it was you!!!!

Thank you for your support in advance.

Miss Watkins



To celebrate Mrs Tween, we held a competition today for children to guess how many sweets were in the baby's bottle. Congratulations to Hanna in Y5 who correctly guessed that there were 79 sweets. In Key Stage One, Nancy P and Leoni were closest as they both guessed 80. When their names were put into a hat, Leoni was selected as the winner. Congratulations to these children for showing excellent estimation skills!



EMPOWERING
PARENTS
EMPOWERING
COMMUNITIES

The Being a Parent parenting group will be taking place at Evergreen in Kingshurst (formerly Capitol House) during the autumn school term 2023

"It helped me to understand that there are more parents dealing with the same problems"

"The skills that they have taught will make life easier for me & my family"

The group will be led by trained volunteer Parent Group Leaders, and aims to help you understand your child better, manage challenging behaviour, improve communication and build a supportive relationship.

Starting with a welcome session, the group will then take place weekly for 8 weeks, giving parents the opportunity to support one another and share knowledge & experiences with the help of tried and tested resources from the 'Empowering Parents, Empowering Communities' programme.

The group will run on: Tuesday morning
9.30am – 11.30am
26/9/23 – 28/11/23
(excluding half term: 31/10/23)

To book your place, or for more information, please contact the parenting team via email to bsmhft.parenting@nhs.net

"Re-assuring to know other parents have worries & concerns and it's not just me"

Click on the link to find out what parents think of the groups:
[Being a Parent summary](#)

"I thought I might be judged, how wrong I was - it was relaxed, open and non-judgemental"



Top Tips for SETTING BOUNDARIES AROUND GAMING

If your child loves video games, then you'll probably be aware that how long they spend gaming – and what they're actually playing – can occasionally become a source of concern or conflict. The UK's trade body for interactive entertainment, Ukie, has recently launched a campaign to promote safer and more responsible gaming among young people – with parents and carers helping by setting sensible and fair boundaries. Our guide has tips on key areas where you could agree some healthy ground rules for your child's gaming activity.

PROMOTE SAFER GAME CHOICES

Deciding which online games are OK – and which should be avoided – is tricky. Some titles allow children to cooperate or compete with strangers, which creates potential risks. Watching your child play online for a while could provide more insight into a particular game, while the parental controls on most consoles allow you to limit who can chat to your child or send them friend requests. Remind your child of the hazards around strangers online when you discuss this boundary with them.

ENCOURAGE REGULAR BREAKS

Help your child understand the need to take regular breaks, playing in shorter bursts rather than marathon sessions. Bear in mind that some games (such as role-playing games) require time investment from the player, while others (online team games, for example) can't be stopped or paused at a moment's notice. A quick break every hour or so is good practice, and you could suggest some things to do in these breaks, such as having a drink of water or getting some fresh air.

AGREE SPENDING LIMITS

There's no doubt that gaming can be expensive, and younger players often don't realise how much paying for digital items and subscriptions can add up to. Many young gamers love to buy new skins or upgrades for their character, so you could settle on a fixed amount that your child is allowed to spend on in-game items each week or month. This sort of boundary will not only help your child to manage their expectations but will also make you more aware of the price of these items.

DISCUSS AGE RATINGS

Children often ignore the age ratings on games – or are unaware they even exist. If you're happy with your child playing a particular game even though it's rated above their age, then establish that as a boundary: emphasise that you've made an exception, and talk about what age ratings mean and why they're important. You could add context to this boundary by browsing games' boxes together while shopping, discussing why some games might have earned certain age ratings.

18
CENSORED

FACTOR IN FRIENDS

If your child is a keen video gamer, the chances are that they'll have other gamers among their social circle. Too. When friends visit, do they instantly dash to their console or computer? You could put boundaries in place before their guests arrive by agreeing on a length of gaming time. Bear in mind, though, that they may try to extend this once they're together. Try coming up with activities or challenges for them during screen breaks – if they join in, they earn a little extra time on their game.

ENJOY GAMING TOGETHER

Setting time aside to play video games together can be an enjoyable bonding exercise. Undeniably, some young gamers may be less enthusiastic about a parent or carer joining in, but it can be a productive way of encouraging them to share their hobby with you. Setting goals or tasks might be useful: if they love Minecraft, choose something to build together; if Fortnite's their favourite, ask to try out some of the fun game modes, like Prop Hunt, which don't require high skill levels.

TALK ABOUT EMOTIONS

Help your child to monitor their emotions as they play. Discuss what is (and isn't) an acceptable level of competitiveness to show while gaming. Are they allowed to trash talk other players, for example? Can they notice when they get angry if they lose? Do they think these emotions are healthy? Some games can provoke anger, but others can bring joy, humour and the thrill of overcoming a challenge. Try to steer your child towards games that tend to produce these more positive feelings.

BE PREPARED FOR TROLLS

A frequent problem when gaming online is other players who are deliberately troublesome. Make sure your child knows how to report and block someone who makes their experience a negative one. Between you, decide if or how they should deal with these online trolls. Talk about where your child's boundaries are in terms of what they think is acceptable: what behaviour by other users is merely frustrating, and what crosses the line to become upsetting or abusive.

Meet Our Expert

Derek Spencer is a writer specialising in technology, video gaming, virtual reality and media. He has also written 10 guidebooks for children, covering games such as Fortnite, Apex Legends, Warzone, Call of Duty and Minecraft. His work has been featured by the likes of PC Gamer, IGN, Pocket Gamer and IGN UK. He has reviewed more than 50 games and products over the past year.



NOS
National Online Safety
#WakeUpWednesday

Primary School Menu

Dates: 24th April, 15th May, 12th June,
3rd July, 24th July, 18th Sept, 9th October

WEEK TWO

Monday

Chicken Burger in a bun
Potato Wedges
Seasonal Salad

Energy	Fat	Saturated	Carbohydrate	Protein
180.0	3.7	0.8	28.4	6.1
8%	8%	4%	6%	9%

Kentucky Veggie Burger in a bun
Potato Wedges
Seasonal Salad

Energy	Fat	Saturated	Carbohydrate	Protein
200.0	10.0	1.8	30.7	11.0
16%	20%	9%	6%	9%

Home - Bake
Lemon Drizzle Cake

Fresh Fruit Platter
Yogurts

Tuesday

Meat Bolognese
Pasta
Broccoli

Energy	Fat	Saturated	Carbohydrate	Protein
280.0	1.0	0.4	10.4	10.0
14%	2%	2%	6%	8%

Cheese Flan
Sliced Potatoes
Broccoli

Energy	Fat	Saturated	Carbohydrate	Protein
290.0	10.7	0.7	11.0	10.0
12%	22%	4%	6%	6%

Home Bake - Oat
Cookie

Fresh Fruit Platter
Yogurts

Wednesday

Roast Pork or Chicken
& Rice
Roast Potatoes
Green Beans
Cauliflower

Energy	Fat	Saturated	Carbohydrate	Protein
120.0	0.1	0.2	1.1	10.1
6%	1%	1%	0%	8%

Tomato Pasta Bake
Green Beans &
Cauliflower

Energy	Fat	Saturated	Carbohydrate	Protein
210.0	10.7	0.4	0.4	10.0
16%	19%	2%	0%	6%

Raspberry Iced
Smoothie

Fresh Fruit Platter
Yogurts

Thursday

Chicken Bites
Sliced Potatoes
Baked Beans

Energy	Fat	Saturated	Carbohydrate	Protein
180.0	3.7	0.8	28.4	6.1
8%	8%	4%	6%	9%

Cauliflower &
Broccoli Bake
Mashed Potatoes

Energy	Fat	Saturated	Carbohydrate	Protein
270.0	0.4	0.0	10.0	10.0
11%	1%	0%	6%	6%

Home Bake -
Chocolate Brownie

Fresh Fruit Platter
Yogurts

Friday

Fish Fingers
Chips
Peas

Energy	Fat	Saturated	Carbohydrate	Protein
180.0	0.2	0.7	10.0	11.7
8%	1%	4%	6%	9%

Cheese & Tomato
Pizza
Chips & Peas

Energy	Fat	Saturated	Carbohydrate	Protein
100.0	0.0	0.0	10.0	0.0
8%	7%	12%	6%	6%

Home Bake - Fruit
Muffin

Fresh Fruit Platter
Yogurts

Available Daily

Home Baked Bread
Seasonal Salads



MSC-C-54995





Head Teacher's Awards



Congratulations!

Reception – Millie-Jai – For settling into reception brilliantly and being a kind friend.

Year 1 – Otis – For always trying your best and being a pleasure to teach.

Year 2 – Patryk – For being a model student and always doing the right thing.

Year 3 – Rayne – For always smiling, being happy and brightening everyone's day!

Year 4 – Jaxson – For hard work and enthusiasm across all subjects.

Year 5 – Aara-Jasmine – Shining like Jesus everyday.

Year 6 – Brody – For having a fantastic attitude and being a pleasure to teach.



Diary Dates



These dates will updated each week and newly added events / any changes will be highlighted in yellow.

Date and Time	Year Group	Event
Tues 19 th Sept 6pm	Y6 parents	Y6 Parent meeting in the school hall
Weds 20 th Sept 9:30am	R – Y6	Whole school Mass in church – Year 6 leading
Friday 22 nd September	Whole School	INSET DAY
Mon 25 th – Fri 29 th Sept	Whole school	Any harvest donations to be brought into school
Tues 26 th Sept 9am – 9:30am	Reception parents	Phonics workshop in the school hall
Friday 29 th Sept 1:30pm – 3:15pm	All parents	Macmillan Coffee afternoon in the hall
Mon 2 nd Oct	Whole school	Pupils to dress up as a rock star!
Thurs 5 th Oct	R – Y6	Flu immunisations
Tues 10 th Oct	Whole School	Wear yellow for Children's Mental Health Day
Mon 16 th – Fri 20 th	Whole School	Book Fair open after school
Mon 16 th Oct 2:30pm – 2:45pm	Tiny Ants parents	Stories and Rhyme time
Tues 17 th Oct 11:30am – 11:50am	Nursery am parents	Stories and Rhyme time
Tues 17 th Oct 2:30pm – 2:50pm	Nursery pm parents	Stories and Rhyme time
Weds 18 th Oct 2:30pm – 3:00pm	Reception parents	Stories and Rhyme time
Weds 25 th Oct	R – Y6	Whole school Mass in church – Year 5 leading
Tues 24 th and Weds 25 th Oct	N – Y6	Parents Evening
Friday 27 th October	Whole School	INSET DAY
Mon 29 th Oct – Fri 3 rd Nov HALF TERM		
Weds 15 th Nov 9:30am	R – Y6	Whole school Mass in church – Year 4 leading
Weds 29 th Nov	R and Y6	Height and weight check
Mon 18 th Dec	R – Y6	Whole school Mass in church
Friday 22 nd Dec	Whole school	Term ends

I just wanted to clarify some information regarding earrings and PE.

On a PE day (this information can be found on the school Newsletter which is emailed out every Friday) children must come to school wearing their PE kits. PE uniform is a white t-shirt (this can be plain or it can have the school logo on), plain black shorts/joggers/leggings, a blue St Anthony's hoody or a blue school jumper/cardigan and black trainers.

Earrings - must be removed for PE. We would prefer that your child did not wear earrings on a PE day as even if they can remove them, they can easily be lost. If your child cannot remove their earring by themselves, they should definitely not be worn on a PE days as staff are unfortunately unable to assist with this. Earrings cannot be covered by plasters. The only exception to this is if the ears are newly pierced and we will allow plasters for the duration of 6 weeks and earrings should be covered before school (this includes both the front and the back of the earring).

Only small stud earrings are allowed. Dangly, hooped or oversized earrings are not permitted.

Thank you for your continued support and for your cooperation with this matter.

Please read carefully as the PE days change from week to week at the moment.

Reception – Thursday

Y1 – Monday & Tuesday

Y2 – Wednesday & Friday

Y3 – Tuesday & Friday

Y4 – Wednesday & Thursday

Y5 – Monday & Wednesday

Y6 – Swimming Tuesday & PE Thursday

PE days



Please remember that they need to come into school in their PE kits on these days, and they should be plain white t shirts (or those with the school badge on) and black shorts/tracksuit bottoms/leggings.

Mr K Scanlon, Head of School

