










Progress in reading, writing and maths

► [Help with progress scores](#)

	Reading Explore data in detail	Writing Explore data in detail	Maths Explore data in detail
School progress score Confidence interval 	+2.31 -0.04 to +4.66	+3.05 +0.76 to +5.33	+4.23 +2.11 to +6.35
 Well above national average (about 10% of schools in England)			
 Above national average (about 10% of schools in England)			
 Average (about 60% of schools in England)			
 Below national average (about 10% of schools in England)			
 Well below national average (about 10% of schools in England)			
Number of pupils	27	27	27